

PB Domicile 2006-1 PLC - Investor Report

Investor Notification

Determination Date: 04/12/2023

Reference Period: 02/01/2023 to 04/30/2023

Interest Period on Notes: 02/27/2023 to 05/25/2023

Fixed EURIBOR: 2.693%

The Bank, Servicer and Determination Agent

Deutsche Bank AG
Taunusanlage 12
60325 FRANKFURT AM MAIN
Germany

Contact Person:
Peter Schmalz
Christel Bicknell
Telephone: +49 (0) 5151 184857 (182489)
Facsimile: +49 (0) 5151 185069
E-Mail: PB-ABS-Admin@postbank.de

Rating:
A- (Standard & Poor's)
A1 (Moody's)
A- (Fitch Ratings)

The Issuer

PB DOMICILE 2006-1 plc
Block A Georges Quay Plaza
Georges Quay
Dublin 2
Ireland

Contact Person:
Eamonn Sherry
Telephone: +353 1 6806005
Facsimile: +353 1 6806050
E-Mail: eamonn.sherry@db.com

The Principal Paying Agent

BNP Paribas S.A. Niederlassung Deutschland
Senckenberganlage 19
60325 Frankfurt am Main
Germany

Contact Person:
Frank Bohlaender
Telephone: +49 (0)69 1520 5562
Facsimile: +49 (0)69 1520 5550
E-Mail: frank.bohlaender@bnpparibas.com

Rating:
A-1 (Standard & Poor's)
Prime-1 (Moody's)
F1+ (Fitch Ratings)

The Corporate Administrator

Vistra Alternative Investments
(Ireland) Ltd
Block A, Georges Quay Plaza
Georges Quay, Dublin 2
Ireland

Contact Person:
Eimir McGrath
Telephone: +353 1 6806016
Facsimile: +353 1 6806050
E-Mail: eimir.mcgrath@vistra.com

The Trustee

Deloitte GmbH
Wirtschaftsprüfungsgesellschaft
Rosenheimer Platz 4
81669 Munich
Germany

Contact Person:
Ulrich Lotz
Telephone: +49 (0)211 87722375
Facsimile: +49 (0)211 87722441
E-Mail: ulotz@deloitte.de

Rating Agency

Fitch Ratings Ltd.
Eldon House, Eldon Street
London EC2M 7UA
United Kingdom

Contact Person:
Charlotte Eady
Telephone: +44 (0)20 7417 3523
Facsimile: +44 (0)20 7417 6262
E-Mail: charlotte.eady@fitchratings.com

Rating Agency

Moody's Investor Service
An der Welle 5
60322 Frankfurt am Main
Germany

Contact Person:
Martin Lenhard
Telephone: +49 (0)69 70730743
Facsimile: +49 (0)69 70730843
E-Mail: martin.lenhard@moodys.com

Rating Agency

Standard & Poor's Ratings Services
20 Canada Square, Canary Wharf
London E14 5LH
United Kingdom

Contact Person:
Viktor Milev
Telephone: +44 (0)20 7176 3569
Facsimile: +44 (0)20 7176 3598
E-Mail: viktor_milev@standardandpoors.com

Early Redemption Notification

Reason for Early Redemption: Loss Guarantee Termination falling in November 2011 (Time Call)
Section 12.1 Early Redemption by the Issuer-Loss Guarantee Termination
Section 12.2 Early Redemption by the Issuer-Deferred Redemption

Investor Notification

PB Domicile 2006-1

Key Characteristics

	Current	Initial
Number of Reference Claims (<i>Hauptvertragsnummern</i>):	3,550	19,510
Number of Loan Parts (<i>Vertragsnummern</i>):	6,596	41,394
Number of Borrowers:	3,540	19,401
Number of Properties:	3,555	19,510
Current Principal Balance (<i>in Euro</i>):	209,445,469.71	2,511,131,720.59
Weighted Average Interest Rate:	2.86%	5.32 %
Weighted Average Remaining Term to Next Interest Reset Date in Months (<i>ignoring zero values / not available</i>):	48.90	82.00
Weighted Average LTV:	50.97%	80.83%
Weighted Average Seasoning (in Months):	243.25	53.77

Reference Claim Information

Original Number of Reference Claims:	19,510
Repaid Reference Claims prior to this Period:	15,585
Removed Reference Claims prior to this Period:	86
Liquidated Reference Claims prior to this Period:	161
Beginning Number of Reference Claims:	3,678
Number of Reference Claims paid in full:	128
Number of Removed Reference Claims:	0
Number of Liquidated Reference Claims:	0
Ending Number of Reference Claims:	3,550

Remittance Distribution Data

Original Principal Balance:	2,511,131,720.59
Received Principal prior to this Period:	2,274,234,985.83
Removed Principal prior to this Period:	9,019,304.98
Realised Losses prior to this Period:	6,913,101.79
Beginning Principal Balance:	220,964,327.99
Received Principal:	11,518,858.28
<i>Thereof Prepayment:</i>	<i>545,460.44</i>
Late Recoveries:	0.00
Removed Principal:	0.00
Net Liquidation Proceeds (excl. Prior Liens)	0.00
Total Principal Repayment:	11,518,858.28
Realised Losses:	0.00
Late Recoveries: (*)	0.00
Ending Principal Balance:	209,445,469.71
Constant Payment Rate (annualized):	22.54%

(*) As Late Recoveries diminish the Realised Losses prior to this Period.

Delinquency Profile

	Number of Reference Claims	Principal Delinquent	Principal Outstanding
0 days	66	31,362.97	4,627,367.60
1 - 29 days	1	670.92	181,390.56
30 - 59 days	27	238,119.54	1,047,667.23
60 - 89 days	5	33,119.19	80,858.47
<i>Aggregated Delinquencies < 90 days</i>	<i>99</i>	<i>303,272.62</i>	<i>5,937,283.86</i>
90 - 119 days	2	1,090.27	194,777.12
120 - 149 days	7	195,916.34	352,948.15
150 - 179 days	5	38,006.47	260,793.61
>= 180 days	11	200,374.64	506,080.94
<i>Aggregated Delinquencies >= 90 days</i>	<i>25</i>	<i>435,387.72</i>	<i>1,314,599.82</i>
Aggregated Delinquencies Overall:	124	738,660.34	7,251,883.68

-Technical delinquencies, resulting from a divergence of credit and debit bookings, are corrected, thus not being considered here.-

Collection Period:	02/01/2023 to 04/30/2023
Determination Date:	04/12/2023
Delivery to Trustee:	05/10/2023
Trustee Confirmation:	05/15/2023
Payment Date:	05/26/2023
Early Redemption Date:	11/28/2011

All Amounts in Euro

Reference Pool Servicer: Deutsche Bank AG

Non Compliant Reference Claims

	Number of Reference Claims	Principal Outstanding
Non Compliances in Current Period	0	0.00
Non Compliances from older Periods	86	9,019,304.98
	86	9,019,304.98

Excess Spread

Excess Spread Amount in Current Period:	271,463.05
Realised Losses in Current Period:	0.00
Extinction of Excess Spread:	-271,463.05
Excess Spread as of End of Payment Date:	0.00

Aggregated Reference Claim Information

	Aggregated Balance	Number of Reference Claims
Total of Repaid Reference Claims	2,285,753,844.11	15,713
Total of Removed Reference Claims	9,019,304.98	86
Total Principal Balance of Liquidated Reference Claims	15,202,670.11	161
Total Realised Losses:	6,913,101.79	

Credit Event Profile

	Number of Reference Claims	Principal Delinquent	Principal Outstanding	Principal Outstanding at Credit Event
Credit Events in Current Period	8	231,666.58	632,148.64	632,148.64
Credit Events from older Periods excluding Reference Claims repaid to zero <i>Thereof Normal Performing Again (*)</i>	225	211,286.73	16,172,482.25	26,549,717.12
	215	19,324.81	15,761,353.07	25,652,408.28
	233	442,953.31	16,804,630.89	27,181,865.76

(*) Loans with months in arrears below 3 and no bankruptcy flag.

Remittance Realised Loss

	Number of Reference Claims:	EUR
Current Principal Balance of Reference Claims Liquidated in Current Period:	0	0.00
Accrued Interest:		0,00
Principal Foregone:		0,00
Liquidation Proceeds (excl. Prior Liens): (*)		0,00
Related Enforcement Costs:		0,00
Current Period Realised Loss:	0	0.00

(*) in general, the Liquidation Proceeds of a Reference Claim are credited before a Loss Notice can be given. That is why it is possible, that Liquidation Proceeds had already been collected and allocated as 'Received Principal' in the previous Reporting Period without highlighting them as Liquidation Proceeds. Unlike we do on Page 2, we display these already collected amounts here again in order to show the entire amount of Liquidation Proceeds for the relevant Reference Claims.

Overdue Reference Claims

	Number of Reference Claims	Overdue payments	Outstanding Amount
Total of Overdue Reference Claims:	111	16,951.59	8,176,983.15

Collection Period: 02/01/2023 to 04/30/2023

Determination Date: 04/12/2023

Delivery to Trustee: 05/10/2023

Trustee Confirmation: 05/15/2023

Payment Date: 05/26/2023

Early Redemption Date: 11/28/2011

All Amounts in Euro

Reference Pool Servicer: Deutsche Bank AG

Distribution Summary

Statement to CLN Noteholders

Currency: Euro

Class	Original Face Value	Beginning Certificate Balance	Current Net Interest Rate*	Principal Distribution ** / ***	Interest Distribution *** / ****	Total Payment / Early Redemption	Principal Loss	Class Principal Amount after Distribution	ISIN	Fitch		Rating of the Notes Moody's		S & P	
										Original	Current	Original	Current	Original	Current
Class A1+	500,000.00	0.00	2.853%	0.00	0.00	0.00	0.00	0.00	DE000A0GYFH9	-	-	-	-	-	-
Class A2+	500,000.00	0.00	2.853%	0.00	0.00	0.00	0.00	0.00	DE000A0GYGU0	-	-	-	-	-	-
Class B	65,800,000.00	0.00	2.893%	0.00	0.00	0.00	0.00	0.00	DE000A0GYFJ5	-	-	-	-	-	-
Class C	51,500,000.00	0.00	3.053%	0.00	0.00	0.00	0.00	0.00	DE000A0GYFK3	-	-	-	-	-	-
Class D	48,900,000.00	0.00	3.443%	0.00	0.00	0.00	0.00	0.00	DE000A0GYFL1	-	-	-	-	-	-
Class E	15,400,000.00	8,213,936.10	4.943%	308,416.00	99,248.38	407,664.38	0.00	7,905,520.10	DE000A0GYFM9	BB	B	Baa3	Ba2	BB	NR
Totals	182,600,000.00	8,213,936.10		308,416.00	99,248.38	407,664.38	0.00	7,905,520.10							

* interest period for 88 days from 02/27/2023 to 05/25/2023 (both inclusive) is based on 3-Months Euribor at 02/23/2023 2.693%

** The reduction of the Class E - Note is calculated as the Excess of A over B: A) the Certificate Balance at the beginning of the period plus (Excess Spread Amount minus Realised Losses) plus Late Recoveries over B) the Outstanding Amount of Overdues.

*** "Interest Distribution" and "Principal Distribution" payments rounded to two decimals on a per note basis.

**** for calculation of interest, the actual numbers of the interest period is divided by 360

Triggers:

- 1) Time Call: 11/28/2011
- 2) Clean up call: Reduction of Aggregate Principal Balance to less than 10% of the Initial Aggregate Principal Balance, currently 8.34%
- 3) Occurance of a Regulatory Event
- 4) Occurance of a Tax Event
- 5) Termination of the Loss Guarantee
- 6) Non-compliance of Servicer

Collection Period: 02/01/2023 to 04/30/2023

Determination Date: 04/12/2023

Delivery to Trustee: 05/10/2023

Trustee Confirmation: 05/15/2023

Payment Date: 05/26/2023

Early Redemption Date: 11/28/2011

All Amounts in Euro

Reference Pool Servicer: Deutsche Bank AG

Distribution of Interest

Statement to CLN Noteholders Currency: Euro

Class	Original Face Value	Beginning Certificate Balance	Number of Notes	Fixed / Floating	Spread over 3M-EURIBOR	Current Net Interest Rate *	Unpaid Interest	Current Accrued Interest Per Note	Total Interest Distribution **/***	Legal Maturity Date
Class A1+	500,000.00	0.00	10	Floating	0.160	2.853%	0.00	0.00	0.00	11/26/2052
Class A2+	500,000.00	0.00	10	Floating	0.160	2.853%	0.00	0.00	0.00	11/26/2052
Class B	65,800,000.00	0.00	658	Floating	0.200	2.893%	0.00	0.00	0.00	11/26/2052
Class C	51,500,000.00	0.00	515	Floating	0.360	3.053%	0.00	0.00	0.00	11/26/2052
Class D	48,900,000.00	0.00	489	Floating	0.750	3.443%	0.00	0.00	0.00	11/26/2052
Class E	15,400,000.00	8,213,936.10	154	Floating	2.250	4.943%	0.00	644.47	99,248.38	11/26/2052
Totals	182,600,000.00	8,213,936.10							99,248.38	

* interest period for 88 days from 02/27/2023 to 05/25/2023 (both inclusive) is based on 3-Months Euribor at 02/23/2023 2.693%

** "Total Interest Distribution" payments rounded to two decimals on a per note basis.

*** for calculation of interest, the actual numbers of the interest period is divided by 360

Collection Period: 02/01/2023 to 04/30/2023

Determination Date: 04/12/2023

Delivery to Trustee: 05/10/2023

Trustee Confirmation: 05/15/2023

Payment Date: 05/26/2023

Early Redemption Date: 11/28/2011

All Amounts in Euro

Reference Pool Servicer: Deutsche Bank AG

Distribution of Principal

Statement to CLN Noteholders

Currency: Euro

Class	Original Face Value	Beginning Certificate Balance	Number of Notes	Principal Repayment on Reference Claims	Principal Distribution / Early Redemption * / **	Loss Allocation	Unjustified Loss Allocation	Ending Certificate Balance	Credit Enhancement		
									Original	Beginning of Period	Ending of Period
Class A1+	500,000.00	0.00	10	0.00	0.00	0.00	0.00	0.00	9.60%	0.00%	0.00%
Class A2+	500,000.00	0.00	10	0.00	0.00	0.00	0.00	0.00	7.23%	0.00%	0.00%
Class B	65,800,000.00	0.00	658	0.00	0.00	0.00	0.00	0.00	4.61%	0.00%	0.00%
Class C	51,500,000.00	0.00	515	0.00	0.00	0.00	0.00	0.00	2.56%	0.00%	0.00%
Class D	48,900,000.00	0.00	489	0.00	0.00	0.00	0.00	0.00	0.61%	3.72%	3.77%
Class E	15,400,000.00	8,213,936.10	154	0.00	308,416.00	0.00	0.00	7,905,520.10	Excess Spread	Excess Spread	Excess Spread
Totals	182,600,000.00	8,213,936.10		0.00	308,416.00	0.00	0.00	7,905,520.10			

* The reduction of the Class E - Note is calculated as the Excess of A over B: A) the Certificate Balance at the beginning of the period plus (Excess Spread Amount minus Realised Losses) plus Late Recoveries over B) the Outstanding Amount of Overdues.

** "Principal Distribution" payments rounded to two decimals on a per note basis.

Collection Period: 02/01/2023 to 04/30/2023

Determination Date: 04/12/2023

Delivery to Trustee: 05/10/2023

Trustee Confirmation: 05/15/2023

Payment Date: 05/26/2023

Early Redemption Date: 11/28/2011

All Amounts in Euro

Reference Pool Servicer: Deutsche Bank AG

Original Principal Balance

Loan Balance	Number of Reference Claims	Number of Reference Claims (%)	Current Principal Balance	Current Principal Balance (%)	Weighted Average LTV	Percentage East	Percentage West
]0 - 50,000]	101	2.85%	1,486,329.66	0.71%	35.92%	42.27%	57.73%
]50,000 - 100,000]	884	24.90%	29,071,689.40	13.88%	46.39%	42.69%	57.31%
]100,000 - 150,000]	1,185	33.38%	64,892,915.12	30.98%	51.33%	50.11%	49.89%
]150,000 - 200,000]	851	23.97%	60,535,931.34	28.90%	52.73%	39.55%	60.45%
]200,000 - 250,000]	347	9.77%	32,656,665.92	15.59%	54.65%	25.79%	74.21%
]250,000 - 300,000]	115	3.24%	11,756,892.52	5.61%	49.28%	16.36%	83.64%
]300,000 - 350,000]	30	0.85%	3,344,644.90	1.60%	46.64%	26.20%	73.80%
]350,000 - 400,000]	16	0.45%	1,900,461.43	0.91%	43.02%	16.69%	83.31%
]400,000 - 450,000]	8	0.23%	1,470,846.16	0.70%	48.78%	15.24%	84.76%
]450,000 - 500,000]	6	0.17%	1,088,121.98	0.52%	29.33%	0.00%	100.00%
]500,000 - 750,000]	6	0.17%	737,265.17	0.35%	36.89%	13.39%	86.61%
]1,000,000 -	1	0.03%	503,706.11	0.24%	33.17%	0.00%	100.00%
	3,550	100.00%	209,445,469.71	100.00%	50.97%	38.85%	61.15%

Minimum: 10,225.84

Maximum: 1,278,229.70

Average: 142,463.40 **Original Average:** 137,824.53

Collection Period: 02/01/2023 to 04/30/2023

Determination Date: 04/12/2023

Delivery to Trustee: 05/10/2023

Trustee Confirmation: 05/15/2023

Payment Date: 05/26/2023

Early Redemption Date: 11/28/2011

All Amounts in Euro

Reference Pool Servicer: Deutsche Bank AG

Current Principal Balance

Loan Balance	Number of Reference Claims	Number of Reference Claims (%)	Current Principal Balance	Current Principal Balance (%)	Weighted Average LTV	Percentage East	Percentage West
]0 - 50,000]	1,709	48.14%	41,999,423.48	20.05%	27.63%	44.17%	55.83%
]50,000 - 100,000]	1,284	36.17%	91,499,820.86	43.69%	48.95%	44.00%	56.00%
]100,000 - 150,000]	425	11.97%	51,336,429.65	24.51%	64.03%	35.05%	64.95%
]150,000 - 200,000]	96	2.70%	16,095,300.62	7.68%	71.54%	17.59%	82.41%
]200,000 - 250,000]	29	0.82%	6,297,199.79	3.01%	77.22%	27.44%	72.56%
]250,000 - 300,000]	5	0.14%	1,410,721.61	0.67%	59.31%	0.00%	100.00%
]300,000 - 350,000]	1	0.03%	302,867.59	0.14%	31.61%	0.00%	100.00%
]500,000 - 750,000]	1	0.03%	503,706.11	0.24%	33.17%	0.00%	100.00%
	3,550	100.00%	209,445,469.71	100.00%	50.97%	38.85%	61.15%

Minimum:	3.45		
Maximum:	503,706.11		
Average:	58,998.72	Original Average:	137,824.53

Collection Period: 02/01/2023 to 04/30/2023

Determination Date: 04/12/2023

Delivery to Trustee: 05/10/2023

Trustee Confirmation: 05/15/2023

Payment Date: 05/26/2023

Early Redemption Date: 11/28/2011

All Amounts in Euro

Reference Pool Servicer: Deutsche Bank AG

Current LTAV

LTAV (%)	Number of Reference Claims	Number of Reference Claims (%)	Current Principal Balance	Current Principal Balance (%)	Weighted Average LTV	Percentage East	Percentage West
]00.00 - 10.00]	458	12.90%	4,097,957.50	1.96%	6.63%	33.11%	66.89%
]10.00 - 20.00]	502	14.14%	13,621,846.26	6.50%	15.67%	33.78%	66.22%
]20.00 - 30.00]	519	14.62%	21,773,812.51	10.40%	25.28%	37.43%	62.57%
]30.00 - 40.00]	527	14.85%	30,957,483.37	14.78%	35.18%	37.84%	62.16%
]40.00 - 50.00]	500	14.08%	36,160,705.60	17.26%	44.82%	43.22%	56.78%
]50.00 - 60.00]	385	10.85%	31,470,531.98	15.03%	55.39%	44.20%	55.80%
]60.00 - 65.00]	154	4.34%	15,567,680.70	7.43%	62.64%	41.98%	58.02%
]65.00 - 70.00]	164	4.62%	15,964,270.40	7.62%	67.40%	39.20%	60.80%
]70.00 - 75.00]	94	2.65%	10,288,427.26	4.91%	72.26%	33.25%	66.75%
]75.00 - 80.00]	79	2.23%	8,835,757.88	4.22%	77.59%	40.88%	59.12%
]80.00 - 85.00]	45	1.27%	5,402,278.23	2.58%	82.37%	30.88%	69.12%
]85.00 - 90.00]	35	0.99%	4,184,263.05	2.00%	88.09%	44.42%	55.58%
]90.00 - 95.00]	27	0.76%	3,157,726.96	1.51%	91.94%	50.12%	49.88%
]95.00 - 100.00]	26	0.73%	3,341,489.43	1.60%	97.42%	20.95%	79.05%
]100.00 - 105.00]	12	0.34%	1,523,517.91	0.73%	102.59%	0.00%	100.00%
]105.00 - 110.00]	6	0.17%	761,215.22	0.36%	107.63%	18.58%	81.42%
]110.00 - 115.00]	13	0.37%	1,822,220.39	0.87%	112.14%	0.00%	100.00%
]115.00-	4	0.11%	514,285.06	0.25%	152.52%	42.97%	57.03%
	3,550	100.00%	209,445,469.71	100.00%	50.97%	38.85%	61.15%

Minimum: 0.00%

Maximum: 999.00%

Weighted Average: 50.97% Original Weighted Average: 80.83%

Collection Period: 02/01/2023 to 04/30/2023

Determination Date: 04/12/2023

Delivery to Trustee: 05/10/2023

Trustee Confirmation: 05/15/2023

Payment Date: 05/26/2023

Early Redemption Date: 11/28/2011

All Amounts in Euro

Reference Pool Servicer: Deutsche Bank AG

Current Interest Rates

Interest Rate (%)	Number of Loan Parts	Number of Loan Parts (%)	Current Principal Balance	Current Principal Balance (%)	Weighted Average LTV	Percentage East	Percentage West
]0.00 - 3.00]	3,865	58.60%	119,994,028.73	57.29%	49.07%	36.96%	63.04%
]3.00 - 3.50]	937	14.21%	29,010,110.35	13.85%	52.89%	41.75%	58.25%
]3.50 - 4.00]	826	12.52%	28,130,113.69	13.43%	52.56%	39.95%	60.05%
]4.00 - 4.50]	392	5.94%	13,412,269.72	6.40%	57.14%	38.58%	61.42%
]4.50 - 5.00]	211	3.20%	6,360,866.69	3.04%	49.82%	37.55%	62.45%
]5.00 - 5.50]	182	2.76%	6,081,254.01	2.90%	51.88%	47.11%	52.89%
]5.50 - 6.00]	170	2.58%	6,100,909.19	2.91%	58.58%	49.15%	50.85%
]6.00 - 6.50]	11	0.17%	329,957.06	0.16%	50.45%	63.89%	36.11%
]6.50 - 7.00]	2	0.03%	25,960.27	0.01%	38.75%	100.00%	0.00%
	6,596	100.00%	209,445,469.71	100.00%	50.97%	38.85%	61.15%

Minimum: 0.71%
Maximum: 6.53%
Weighted Average: 2.86% **Original Weighted Average:** 5.32 %

Collection Period: 02/01/2023 to 04/30/2023

Determination Date: 04/12/2023

Delivery to Trustee: 05/10/2023

Trustee Confirmation: 05/15/2023

Payment Date: 05/26/2023

Early Redemption Date: 11/28/2011

All Amounts in Euro

Reference Pool Servicer: Deutsche Bank AG

Original Term to Next Interest Reset Date

Original Term to Next Interest Reset Date (Months)	Number of Loan Parts	Number of Loan Parts (%)	Current Principal Balance	Current Principal Balance (%)	Weighted Average Interest Rate	Weighted Average LTV	Percentage East	Percentage West
]192-204]	2	0.03%	33,627.18	0.02%	3.66%	36.26%	0.00%	100.00%
]204-216]	3	0.05%	741.96	0.00%	3.82%	0.38%	87.38%	12.62%
]216-228]	144	2.18%	4,804,110.59	2.29%	3.29%	55.08%	40.54%	59.46%
]228-240]	1,726	26.17%	55,472,287.54	26.49%	3.27%	55.76%	42.40%	57.60%
]240-252]	1,004	15.22%	28,127,711.07	13.43%	3.21%	51.41%	23.00%	77.00%
]252-264]	160	2.43%	4,297,977.75	2.05%	2.60%	50.12%	32.17%	67.83%
]264-276]	160	2.43%	4,404,486.86	2.10%	2.67%	46.94%	29.96%	70.04%
]276-288]	193	2.93%	5,498,363.20	2.63%	2.56%	46.64%	42.40%	57.60%
]288-300]	700	10.61%	21,554,317.91	10.29%	2.80%	49.35%	47.18%	52.82%
]300-312]	469	7.11%	14,898,449.43	7.11%	2.71%	45.88%	26.02%	73.98%
]312-324]	164	2.49%	5,424,394.04	2.59%	2.28%	50.76%	53.29%	46.71%
]324-336]	229	3.47%	7,067,207.88	3.37%	2.29%	45.16%	40.69%	59.31%
]336-348]	280	4.24%	10,274,398.71	4.91%	2.22%	48.09%	47.41%	52.59%
]348-360]	558	8.46%	19,314,455.37	9.22%	2.21%	48.88%	45.62%	54.38%
]360-372]	269	4.08%	8,691,654.75	4.15%	2.28%	44.79%	35.83%	64.17%
]372-384]	46	0.70%	1,428,849.52	0.68%	2.33%	50.32%	51.33%	48.67%
]384-396]	62	0.94%	2,685,342.39	1.28%	2.27%	55.72%	45.53%	54.47%
]396-408]	38	0.58%	1,716,287.03	0.82%	2.20%	61.95%	34.90%	65.10%
]408-	264	4.00%	9,028,976.33	4.31%	2.19%	46.76%	36.53%	63.47%
Not Available	125	1.90%	4,721,830.20	2.25%	5.55%	57.56%	40.85%	59.15%
	6,596	100.00%	209,445,469.71	100.00%	2.86%	50.97%	38.85%	61.15%

Collection Period: 02/01/2023 to 04/30/2023

Determination Date: 04/12/2023

Delivery to Trustee: 05/10/2023

Trustee Confirmation: 05/15/2023

Payment Date: 05/26/2023

Early Redemption Date: 11/28/2011

All Amounts in Euro

Reference Pool Servicer: Deutsche Bank AG

Investor Notification

PB Domicile 2006-1

Minimum*:	192.45		
Maximum:	542.00		
Weighted Average*:	291.12	Original Weighted Average*:	136.07

* ignoring zero values / not available

Remaining Term to Next Interest Reset Date

Remaining Term to Next Interest Reset Date (Months)	Number of Loan Parts	Number of Loan Parts (%)	Current Principal Balance	Current Principal Balance (%)	Weighted Average Interest Rate	Weighted Average LTV	Percentage East	Percentage West
Next Reset Not Available	190	2.88%	6,391,011.43	3.05%	5.05%	56.99%	34.49%	65.51%
]00-12]	1,658	25.14%	47,415,992.57	22.64%	3.35%	51.81%	41.24%	58.76%
]12-24]	1,513	22.94%	44,786,060.11	21.38%	3.07%	54.33%	36.14%	63.86%
]24-36]	503	7.63%	14,387,466.26	6.87%	2.57%	46.80%	28.77%	71.23%
]36-48]	324	4.91%	9,308,012.76	4.44%	2.31%	42.19%	28.52%	71.48%
]48-60]	437	6.63%	13,345,033.74	6.37%	2.63%	47.11%	38.52%	61.48%
]60-72]	396	6.00%	13,351,095.87	6.37%	2.61%	43.20%	37.87%	62.13%
]72-84]	498	7.55%	17,872,128.72	8.53%	2.51%	51.05%	38.69%	61.31%
]84-96]	231	3.50%	7,794,280.64	3.72%	2.03%	46.14%	42.10%	57.90%
]96-108]	217	3.29%	8,472,016.21	4.04%	1.79%	52.62%	49.39%	50.61%
]108-120]	385	5.84%	15,528,644.51	7.41%	2.60%	52.86%	46.16%	53.84%
]120-132]	55	0.83%	2,253,695.63	1.08%	2.79%	50.95%	41.95%	58.05%
]132-144]	77	1.17%	3,038,786.50	1.45%	2.21%	58.58%	41.71%	58.29%
]144-156]	30	0.45%	1,467,671.11	0.70%	2.26%	55.78%	49.20%	50.80%
]156-168]	34	0.52%	1,609,953.61	0.77%	2.04%	59.49%	19.19%	80.81%
]168-180]	33	0.50%	1,643,660.56	0.78%	2.32%	60.81%	68.75%	31.25%
]180-192]	7	0.11%	361,903.58	0.17%	2.34%	47.07%	79.87%	20.13%
]192-204]	2	0.03%	57,525.92	0.03%	1.80%	23.29%	0.00%	100.00%
]204-216]	2	0.03%	84,419.04	0.04%	2.19%	52.76%	100.00%	0.00%
]216-228]	4	0.06%	276,110.94	0.13%	2.87%	61.58%	46.60%	53.40%
	6,596	100.00%	209,445,469.71	100.00%	2.86%	50.97%	38.85%	61.15%

Collection Period: 02/01/2023 to 04/30/2023

Determination Date: 04/12/2023

Delivery to Trustee: 05/10/2023

Trustee Confirmation: 05/15/2023

Payment Date: 05/26/2023

Early Redemption Date: 11/28/2011

All Amounts in Euro

Reference Pool Servicer: Deutsche Bank AG

Investor Notification

PB Domicile 2006-1

Minimum*:	1.00		
Maximum:	223.00		
Weighted Average*:	48.90	Original Weighted Average*:	82.21

* ignoring zero values / not available

Loan Seasoning

Loan Seasoning (Months)	Number of Reference Claims	Number of Reference Claims (%)	Current Principal Balance	Current Principal Balance (%)	Weighted Average LTV	Percentage East	Percentage West
]204-216]	148	4.17%	10,099,915.27	4.82%	57.16%	38.87%	61.13%
]216-228]	1,278	36.00%	82,989,737.99	39.62%	54.95%	38.31%	61.69%
]228-240]	838	23.61%	51,494,709.99	24.59%	51.12%	40.64%	59.36%
]240-252]	278	7.83%	17,569,418.59	8.39%	49.73%	34.22%	65.78%
]252-264]	158	4.45%	9,242,897.88	4.41%	47.29%	47.20%	52.80%
]264-276]	138	3.89%	7,141,597.38	3.41%	47.12%	52.12%	47.88%
]276-288]	150	4.23%	7,350,975.80	3.51%	45.92%	46.77%	53.23%
]288-300]	190	5.35%	6,762,331.11	3.23%	35.34%	19.31%	80.69%
]300-312]	108	3.04%	4,384,253.14	2.09%	37.81%	33.60%	66.40%
]312-324]	39	1.10%	1,804,794.22	0.86%	32.24%	35.54%	64.46%
]324-336]	54	1.52%	3,080,414.11	1.47%	39.15%	30.49%	69.51%
]336-348]	40	1.13%	1,969,528.85	0.94%	44.11%	51.33%	48.67%
]348-360]	60	1.69%	2,871,245.97	1.37%	46.16%	53.63%	46.37%
]360-372]	19	0.54%	659,632.10	0.31%	30.44%	40.65%	59.35%
]372-384]	6	0.17%	521,349.09	0.25%	47.76%	0.00%	100.00%
]384-396]	2	0.06%	33,365.86	0.02%	21.35%	0.00%	100.00%
]396-408]	16	0.45%	668,598.26	0.32%	65.98%	0.00%	100.00%
]408-420]	16	0.45%	444,067.80	0.21%	37.08%	0.00%	100.00%
	12	0.34%	356,636.30	0.17%	28.28%	0.00%	100.00%
	3,550	100.00%	209,445,469.71	100.00%	50.97%	38.85%	61.15%

Collection Period: 02/01/2023 to 04/30/2023

Determination Date: 04/12/2023

Delivery to Trustee: 05/10/2023

Trustee Confirmation: 05/15/2023

Payment Date: 05/26/2023

Early Redemption Date: 11/28/2011

All Amounts in Euro

Reference Pool Servicer: Deutsche Bank AG

Investor Notification

PB Domicile 2006-1

Minimum: 214.48
Maximum: 479.00
Weighted Average: 243.25 **Original Weighted Average:** 53.77

Loan Purpose

Loan Purpose	Number of Loan Parts	Number of Loan Parts (%)	Current Principal Balance	Current Principal Balance (%)	Weighted Average LTV	Percentage East	Percentage West
New Construction	2,277	34.52%	80,680,690.55	38.52%	51.03%	57.87%	42.13%
Purchase Of Existing Building	2,264	34.32%	65,681,357.67	31.36%	54.76%	19.52%	80.48%
Refinance (external)	669	10.14%	22,903,145.33	10.94%	46.43%	34.73%	65.27%
Purchase Of Newly Constructed Building	672	10.19%	22,820,855.91	10.90%	49.57%	28.34%	71.66%
Purchase Of Existing Building Including Modernisation	249	3.78%	6,622,362.82	3.16%	52.68%	51.45%	48.55%
Other Non-Commercial Use	237	3.59%	5,478,064.06	2.62%	37.57%	16.44%	83.56%
Purchase Of Existing Building including Refurbishment	68	1.03%	1,662,347.58	0.79%	50.29%	61.43%	38.57%
Modernisation	73	1.11%	1,417,563.34	0.68%	33.22%	65.23%	34.77%
Conversion/Modification	33	0.50%	829,332.07	0.40%	32.16%	46.22%	53.78%
Supplemental Unit / Addition to Existing Building	15	0.23%	396,839.09	0.19%	40.69%	70.43%	29.57%
Purchase Of Existing Building with Supplemental Unit	13	0.20%	342,532.97	0.16%	29.96%	50.54%	49.46%
Refinance (internal)	15	0.23%	334,886.71	0.16%	47.91%	20.75%	79.25%
Refurbishment	10	0.15%	220,993.30	0.11%	44.62%	93.05%	6.95%
Prolongation	1	0.02%	54,498.31	0.03%	21.93%	100.00%	0.00%
	6,596	100.00%	209,445,469.71	100.00%	50.97%	38.85%	61.15%

Collection Period: 02/01/2023 to 04/30/2023

Determination Date: 04/12/2023

Delivery to Trustee: 05/10/2023

Trustee Confirmation: 05/15/2023

Payment Date: 05/26/2023

Early Redemption Date: 11/28/2011

All Amounts in Euro

Reference Pool Servicer: Deutsche Bank AG

Occupancy Status

Occupancy Status	Number of Reference Claims	Number of Reference Claims (%)	Current Principal Balance	Current Principal Balance (%)	Weighted Average LTV	Percentage East	Percentage West
Owner-occupied	3,148	88.68%	186,804,544.67	89.19%	52.40%	40.49%	59.51%
Non-owner occupied	247	6.96%	14,564,690.33	6.95%	40.01%	20.51%	79.49%
Combined Usage	155	4.37%	8,076,234.71	3.86%	37.49%	33.96%	66.04%
	3,550	100.00%	209,445,469.71	100.00%	50.97%	38.85%	61.15%

Region of Property by Postal Code

Region of Property by Postal Code (First Digit)	Number of Reference Claims	Number of Reference Claims (%)	Current Principal Balance	Current Principal Balance (%)	Weighted Average LTV	Percentage East	Percentage West
0	494	13.92%	25,950,114.97	12.39%	50.67%	100.00%	0.00%
1	728	20.51%	40,171,967.18	19.18%	48.24%	87.41%	12.59%
2	453	12.76%	27,816,178.33	13.28%	51.56%	7.36%	92.64%
3	554	15.61%	33,367,827.28	15.93%	50.00%	36.67%	63.33%
4	334	9.41%	20,244,779.99	9.67%	52.93%	0.00%	100.00%
5	393	11.07%	24,202,698.35	11.56%	51.94%	0.00%	100.00%
6	153	4.31%	10,394,077.27	4.96%	52.53%	0.00%	100.00%
7	172	4.85%	10,613,304.18	5.07%	55.40%	0.00%	100.00%
8	89	2.51%	5,445,031.63	2.60%	50.43%	0.00%	100.00%
9	180	5.07%	11,239,490.53	5.37%	51.77%	53.47%	46.53%
	3,550	100.00%	209,445,469.71	100.00%	50.97%	38.85%	61.15%

Note: If Property Postal Code is unknown, Borrower Postal Code is used instead.

Collection Period: 02/01/2023 to 04/30/2023

Determination Date: 04/12/2023

Delivery to Trustee: 05/10/2023

Trustee Confirmation: 05/15/2023

Payment Date: 05/26/2023

Early Redemption Date: 11/28/2011

All Amounts in Euro

Reference Pool Servicer: Deutsche Bank AG

Prior Liens

Prior Liens	Number of Reference Claims	Number of Reference Claims (%)	Current Principal Balance	Current Principal Balance (%)	Total Amount of Prior Liens	Weighted Average LTV	Percentage East	Percentage West
Yes	135	3.80%	5,844,525.36	2.79%	11,066,830.92	53.11%	32.31%	67.69%
No	3,415	96.20%	203,600,944.35	97.21%	0.00	50.90%	39.03%	60.97%
	3,550	100.00%	209,445,469.71	100.00%	11,066,830.92	50.97%	38.85%	61.15%

Employment Status

Employment Status	Number of Reference Claims	Number of Reference Claims (%)	Current Principal Balance	Current Principal Balance (%)	Weighted Average LTV	Percentage East	Percentage West
Employed	3,258	91.77%	192,181,107.78	91.76%	51.17%	38.80%	61.20%
Self-Employed	292	8.23%	17,264,361.93	8.24%	48.70%	39.34%	60.66%
	3,550	100.00%	209,445,469.71	100.00%	50.97%	38.85%	61.15%

Loan Type

Loan Type	Number of Loan Parts	Number of Loan Parts (%)	Current Principal Balance	Current Principal Balance (%)	Weighted Average LTV	Percentage East	Percentage West
Fixed Interest Rate for 3 Months	130	1.97%	4,964,577.38	2.37%	56.19%	41.31%	58.69%
Fixed Interest Rate	6,466	98.03%	204,480,892.33	97.63%	50.84%	38.79%	61.21%
	6,596	100.00%	209,445,469.71	100.00%	50.97%	38.85%	61.15%

Collection Period: 02/01/2023 to 04/30/2023

Determination Date: 04/12/2023

Delivery to Trustee: 05/10/2023

Trustee Confirmation: 05/15/2023

Payment Date: 05/26/2023

Early Redemption Date: 11/28/2011

All Amounts in Euro

Reference Pool Servicer: Deutsche Bank AG

Interest Payment Frequency

Interest Payment Frequency	Number of Loan Parts	Number of Loan Parts (%)	Current Principal Balance	Current Principal Balance (%)	Weighted Average LTV	Percentage East	Percentage West
Monthly	6,451	97.80%	205,881,828.22	98.30%	51.07%	39.15%	60.85%
Quarterly	145	2.20%	3,563,641.49	1.70%	44.98%	21.09%	78.91%
	6,596	100.00%	209,445,469.71	100.00%	50.97%	38.85%	61.15%

Principal Payment Frequency

Principal Payment Frequency	Number of Loan Parts	Number of Loan Parts (%)	Current Principal Balance	Current Principal Balance (%)	Weighted Average LTV	Percentage East	Percentage West
Interest Only	356	5.40%	19,586,309.54	9.35%	82.50%	31.53%	68.47%
Monthly	6,094	92.39%	186,263,738.98	88.93%	47.76%	39.94%	60.06%
Two-Monthly	1	0.02%	31,779.70	0.02%	63.82%	100.00%	0.00%
Quarterly	141	2.14%	3,559,258.90	1.70%	45.02%	20.99%	79.01%
Semi-Annually	4	0.06%	4,382.59	0.00%	13.86%	100.00%	0.00%
	6,596	100.00%	209,445,469.71	100.00%	50.97%	38.85%	61.15%

Collection Period: 02/01/2023 to 04/30/2023

Determination Date: 04/12/2023

Delivery to Trustee: 05/10/2023

Trustee Confirmation: 05/15/2023

Payment Date: 05/26/2023

Early Redemption Date: 11/28/2011

All Amounts in Euro

Reference Pool Servicer: Deutsche Bank AG

Top 20 Borrowers

Top 20 Borrowers	Number of Reference Claims	Number of Reference Claims (%)	Current Principal Balance	Current Principal Balance (%)	Weighted Average LTV	Percentage East	Percentage West
1	1	0.03%	503,706.11	0.24%	33.17%	0.00%	100.00%
2	1	0.03%	302,867.59	0.14%	31.61%	0.00%	100.00%
3	1	0.03%	299,950.03	0.14%	40.42%	0.00%	100.00%
4	1	0.03%	299,285.90	0.14%	64.92%	0.00%	100.00%
5	1	0.03%	288,629.62	0.14%	52.96%	0.00%	100.00%
6	1	0.03%	264,000.00	0.13%	97.06%	0.00%	100.00%
7	1	0.03%	258,856.06	0.12%	43.27%	0.00%	100.00%
8	2	0.06%	254,201.21	0.12%	40.33%	0.00%	100.00%
9	1	0.03%	241,000.00	0.12%	111.57%	0.00%	100.00%
10	1	0.03%	240,056.19	0.11%	37.56%	0.00%	100.00%
11	1	0.03%	236,783.39	0.11%	71.32%	0.00%	100.00%
12	1	0.03%	235,034.48	0.11%	78.61%	0.00%	100.00%
13	1	0.03%	233,137.75	0.11%	61.84%	0.00%	100.00%
14	1	0.03%	231,000.00	0.11%	97.47%	0.00%	100.00%
15	1	0.03%	230,622.96	0.11%	59.90%	0.00%	100.00%
16	1	0.03%	224,871.34	0.11%	77.28%	100.00%	0.00%
17	1	0.03%	224,214.20	0.11%	83.35%	100.00%	0.00%
18	1	0.03%	222,000.00	0.11%	113.41%	0.00%	100.00%
19	1	0.03%	221,000.00	0.11%	125.28%	100.00%	0.00%
20	1	0.03%	218,577.18	0.10%	79.17%	0.00%	100.00%
Other	3,529	99.41%	204,215,675.70	97.50%	50.56%	39.51%	60.49%
	3,550	100.00%	209,445,469.71	100.00%	50.97%	38.85%	61.15%

Collection Period: 02/01/2023 to 04/30/2023

Determination Date: 04/12/2023

Delivery to Trustee: 05/10/2023

Trustee Confirmation: 05/15/2023

Payment Date: 05/26/2023

Early Redemption Date: 11/28/2011

All Amounts in Euro

Reference Pool Servicer: Deutsche Bank AG

Loans per Borrower

Loans per Borrower	Number of Reference Claims	Number of Reference Claims (%)	Number of Borrowers	Number of Borrowers (%)	Current Principal Balance	Current Principal Balance (%)	Average Current Principal Balance per Borrower	Weighted Average LTV	Percentage East	Percentage West
1	3,531	99.46%	3,531	99.75%	208,567,038.73	99.58%	59,067.41	50.98%	38.96%	61.04%
2	16	0.45%	8	0.23%	772,164.56	0.37%	96,520.57	49.78%	8.98%	91.02%
3	3	0.08%	1	0.03%	106,266.42	0.05%	106,266.42	22.25%	21.92%	78.08%
	3,550	100.00%	3,540	100.00%	209,445,469.71	100.00%	59,165.39	50.97%	38.85%	61.15%

Current Principal Balance by Borrower

Current Principal Balance by Borrower	Number of Reference Claims	Number of Reference Claims (%)	Number of Borrowers	Number of Borrowers (%)	Current Principal Balance	Current Principal Balance (%)	Weighted Average LTV	Percentage East	Percentage West
]0 - 50,000]	1,703	47.97%	1,700	48.02%	41,811,399.38	19.96%	27.60%	44.15%	55.85%
]50,000 - 100,000]	1,283	36.14%	1,281	36.19%	91,276,920.82	43.58%	48.89%	44.18%	55.82%
]100,000 - 150,000]	428	12.06%	425	12.01%	51,332,606.93	24.51%	63.94%	35.09%	64.91%
]150,000 - 200,000]	98	2.76%	97	2.74%	16,255,846.27	7.76%	71.93%	17.41%	82.59%
]200,000 - 250,000]	29	0.82%	29	0.82%	6,297,199.79	3.01%	77.22%	27.44%	72.56%
]250,000 - 300,000]	7	0.20%	6	0.17%	1,664,922.82	0.79%	56.41%	0.00%	100.00%
]300,000 - 350,000]	1	0.03%	1	0.03%	302,867.59	0.14%	31.61%	0.00%	100.00%
]500,000 - 750,000]	1	0.03%	1	0.03%	503,706.11	0.24%	33.17%	0.00%	100.00%
	3,550	100.00%	3,540	100.00%	209,445,469.71	100.00%	50.97%	38.85%	61.15%

Minimum: 3.45
Maximum: 503,706.11
Average: 59,165.39

Collection Period: 02/01/2023 to 04/30/2023

Determination Date: 04/12/2023

Delivery to Trustee: 05/10/2023

Trustee Confirmation: 05/15/2023

Payment Date: 05/26/2023

Early Redemption Date: 11/28/2011

All Amounts in Euro

Reference Pool Servicer: Deutsche Bank AG

Remaining Term

Remaining Term (Months)	Number of Loan Parts	Number of Loan Parts (%)	Current Principal Balance	Current Principal Balance (%)	Weighted Average LTV	Percentage East	Percentage West
]0-24]	654	9.92%	3,179,845.65	1.52%	24.81%	37.49%	62.51%
]24-48]	551	8.35%	7,205,865.86	3.44%	21.61%	36.22%	63.78%
]48-72]	671	10.17%	13,530,978.59	6.46%	28.49%	43.16%	56.84%
]72-96]	696	10.55%	18,709,021.63	8.93%	36.11%	41.46%	58.54%
]96-120]	696	10.55%	20,840,226.94	9.95%	42.15%	42.66%	57.34%
]120-144]	639	9.69%	21,894,998.75	10.45%	46.54%	43.16%	56.84%
]144-168]	436	6.61%	17,597,195.81	8.40%	51.27%	38.76%	61.24%
]168-192]	477	7.23%	20,758,817.21	9.91%	62.52%	34.91%	65.09%
]192-216]	385	5.84%	19,381,937.20	9.25%	67.21%	31.62%	68.38%
]216-240]	248	3.76%	11,203,007.12	5.35%	59.10%	43.99%	56.01%
]240-264]	233	3.53%	10,802,735.88	5.16%	60.63%	41.26%	58.74%
]264-288]	167	2.53%	8,134,500.85	3.88%	56.42%	37.70%	62.30%
]288-312]	156	2.37%	7,471,184.27	3.57%	60.05%	36.05%	63.95%
]312-336]	587	8.90%	28,735,153.95	13.72%	61.04%	35.77%	64.23%
	6,596	100.00%	209,445,469.71	100.00%	50.97%	38.85%	61.15%

Minimum: 1.00
Maximum: 331.00
Weighted Average: 179.18

Collection Period: 02/01/2023 to 04/30/2023

Determination Date: 04/12/2023

Delivery to Trustee: 05/10/2023

Trustee Confirmation: 05/15/2023

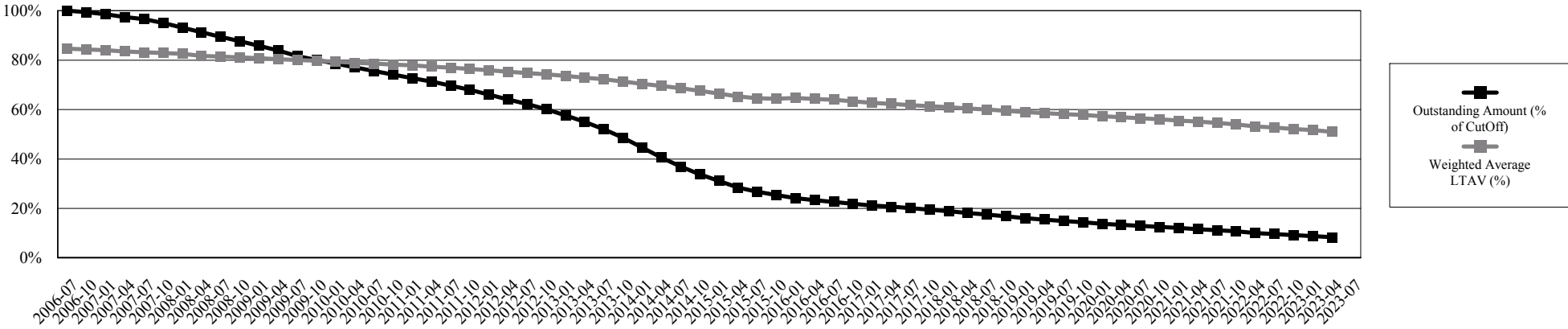
Payment Date: 05/26/2023

Early Redemption Date: 11/28/2011

All Amounts in Euro

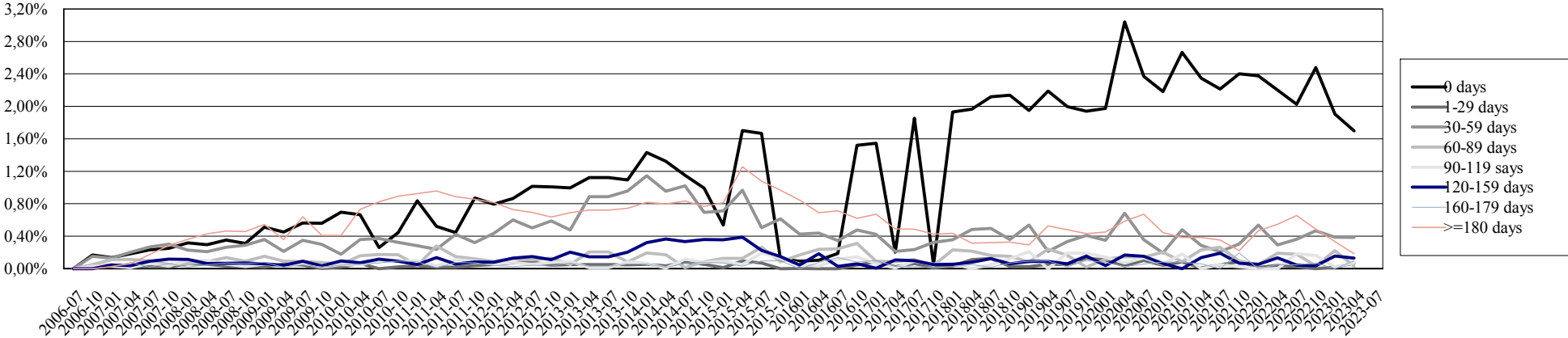
Reference Pool Servicer: Deutsche Bank AG

Amortisation and LTAV



Delinquency Profile

(Principal Outstanding of Delinquent Reference Claims in % of Current Principal Balance)



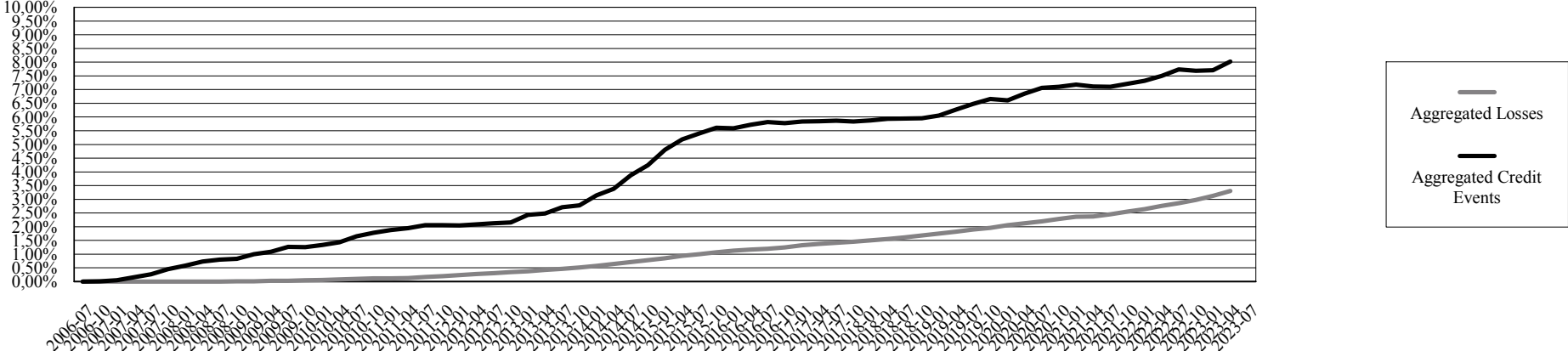
Collection Period: 02/01/2023 to 04/30/2023
 Determination Date: 04/12/2023
 Delivery to Trustee: 05/10/2023
 Trustee Confirmation: 05/15/2023
 Payment Date: 05/26/2023
 Early Redemption Date: 11/28/2011

All Amounts in Euro

Reference Pool Servicer: Deutsche Bank AG

Loss Performance and Credit Events

% of Current Principal Balance



Collection Period: 02/01/2023 to 04/30/2023
Determination Date: 04/12/2023
Delivery to Trustee: 05/10/2023
Trustee Confirmation: 05/15/2023
Payment Date: 05/26/2023
Early Redemption Date: 11/28/2011

All Amounts in Euro

Reference Pool Servicer: Deutsche Bank AG

Pool History

Period	Quarter	Outstanding Amount	Weighted Average LTV	Seasoning (in Years)	Aggregated Losses	Liquidated Reference Claims	Aggregated Credit Events	Principal Outstanding of Delinquent Reference Claims (in % of Current Principal Balance)									Current Principal Balance
								0 days	1 - 29 days	30 - 59 days	60 - 89 days	90-119 days	120-149 days	150-179 days	>= 180 days		
1	07/31/2006	100.00%	84.62%	3.97	0.00%	0.00%	0.00%	0.00%	0.00%	0.00%	0.00%	0.00%	0.00%	0.00%	0.00%	0.00%	2,511,131,720.59
2	10/31/2006	99.37%	84.32%	4.38	0.00%	0.00%	0.01%	0.17%	0.02%	0.15%	0.05%	0.03%	0.00%	0.00%	0.00%	0.00%	2,495,399,768.11
3	01/31/2007	98.51%	83.99%	4.62	0.00%	0.00%	0.05%	0.14%	0.05%	0.13%	0.11%	0.03%	0.05%	0.03%	0.03%	0.03%	2,473,689,437.98
4	04/30/2007	97.45%	83.51%	4.86	0.00%	0.00%	0.15%	0.18%	0.03%	0.20%	0.11%	0.01%	0.04%	0.07%	0.06%	0.06%	2,447,099,661.13
5	07/31/2007	96.60%	83.16%	5.11	0.00%	0.00%	0.27%	0.23%	0.03%	0.27%	0.09%	0.07%	0.09%	0.02%	0.17%	0.17%	2,425,860,171.03
6	10/31/2007	95.01%	82.87%	5.32	0.00%	0.00%	0.45%	0.25%	0.02%	0.30%	0.06%	0.03%	0.12%	0.06%	0.29%	0.29%	2,385,951,063.50
7	01/31/2008	93.13%	82.59%	5.52	0.00%*	0.01%	0.59%	0.32%	0.06%	0.23%	0.06%	0.10%	0.11%	0.02%	0.36%	0.36%	2,338,629,986.42
8	04/30/2008	91.28%	81.70%	5.73	0.00%*	0.01%	0.73%	0.29%	0.06%	0.21%	0.09%	0.10%	0.06%	0.05%	0.43%	0.43%	2,292,096,446.52
9	07/31/2008	89.39%	81.44%	5.94	0.00%*	0.01%	0.80%	0.35%	0.03%	0.27%	0.14%	0.06%	0.07%	0.07%	0.47%	0.47%	2,244,701,355.74
10	10/31/2008	87.68%	81.13%	6.15	0.01%	0.01%	0.83%	0.31%	0.03%	0.29%	0.09%	0.03%	0.07%	0.06%	0.46%	0.46%	2,201,878,034.24
11	01/31/2009	85.79%	80.80%	6.35	0.01%	0.03%	1.00%	0.51%	0.02%	0.36%	0.15%	0.06%	0.06%	0.08%	0.54%	0.54%	2,154,361,232.94
12	04/30/2009	83.86%	80.36%	6.57	0.02%	0.04%	1.09%	0.45%	0.06%	0.21%	0.09%	0.03%	0.04%	0.02%	0.36%	0.36%	2,105,813,087.42
13	07/31/2009	81.64%	80.10%	6.77	0.02%	0.05%	1.26%	0.56%	0.05%	0.35%	0.09%	0.07%	0.09%	0.05%	0.64%	0.64%	2,049,989,999.79
14	10/31/2009	80.07%	79.79%	7.00	0.03%	0.07%	1.26%	0.56%	0.00%	0.30%	0.08%	0.02%	0.04%	0.02%	0.41%	0.41%	2,010,620,416.68
15	01/31/2010	78.56%	79.37%	7.23	0.04%	0.09%	1.33%	0.70%	0.02%	0.18%	0.06%	0.05%	0.09%	0.05%	0.41%	0.41%	1,972,836,080.17
16	04/30/2010	77.07%	78.90%	7.46	0.06%	0.12%	1.44%	0.67%	0.06%	0.36%	0.16%	0.04%	0.07%	0.06%	0.73%	0.73%	1,935,276,312.45
17	07/31/2010	75.58%	78.58%	7.69	0.07%	0.15%	1.65%	0.26%	0.00%	0.37%	0.18%	0.11%	0.12%	0.07%	0.83%	0.83%	1,897,898,941.46
18	10/31/2010	74.11%	78.20%	7.92	0.08%	0.19%	1.78%	0.44%	0.02%	0.33%	0.17%	0.09%	0.09%	0.10%	0.89%	0.89%	1,860,911,751.67
19	01/31/2011	72.71%	77.84%	8.15	0.09%	0.22%	1.88%	0.84%	0.04%	0.28%	0.04%	0.10%	0.05%	0.09%	0.93%	0.93%	1,825,921,645.05
20	04/31/2011	71.29%	77.40%	8.37	0.09%	0.23%	1.95%	0.52%	0.02%	0.24%	0.28%	0.03%	0.14%	0.01%	0.96%	0.96%	1,790,292,329.43
21	07/31/2011	69.65%	76.93%	8.61	0.11%	0.27%	2.05%	0.45%	0.02%	0.42%	0.15%	0.11%	0.06%	0.08%	0.89%	0.89%	1,748,995,875.43
22	10/31/2011	67.98%	76.42%	8.85	0.13%	0.32%	2.06%	0.87%	0.04%	0.32%	0.12%	0.09%	0.08%	0.07%	0.86%	0.86%	1,707,100,440.67
23	01/31/2012	66.07%	75.89%	9.08	0.16%	0.38%	2.05%	0.80%	0.05%	0.44%	0.09%	0.06%	0.08%	0.04%	0.82%	0.82%	1,659,191,616.54
24	04/30/2012	64.09%	75.32%	9.31	0.18%	0.43%	2.08%	0.87%	0.07%	0.60%	0.12%	0.08%	0.13%	0.02%	0.73%	0.73%	1,609,334,612.91
25	07/31/2012	62.15%	74.79%	9.55	0.19%	0.47%	2.12%	1.02%	0.08%	0.50%	0.11%	0.05%	0.15%	0.04%	0.69%	0.69%	1,560,778,930.79
26	10/31/2012	60.15%	74.28%	9.78	0.21%	0.52%	2.16%	1.04%	0.04%	0.61%	0.13%	0.08%	0.12%	0.03%	0.66%	0.66%	1,510,441,888.74
27	01/31/2013	57.59%	73.57%	10.02	0.22%	0.55%	2.44%	1.08%	0.05%	0.51%	0.06%	0.10%	0.22%	0.08%	0.75%	0.75%	1,446,182,896.38
28	04/30/2013	55.04%	72.85%	10.27	0.23%	0.60%	2.48%	1.12%	0.05%	0.89%	0.21%	0.01%	0.15%	0.03%	0.72%	0.72%	1,382,092,278.52
29	07/31/2013	52.01%	72.22%	10.51	0.24%	0.62%	2.71%	0.05%	0.00%	0.86%	0.07%	0.14%	0.20%	0.08%	0.72%	0.72%	1,305,915,492.38
30	10/31/2013	48.56%	71.32%	10.80	0.25%	0.65%	2.78%	1.10%	0.05%	0.96%	0.08%	0.08%	0.20%	0.06%	0.74%	0.74%	1,219,466,363.27
31	01/31/2014	44.66%	70.35%	11.08	0.26%	0.68%	3.15%	1.43%	0.06%	1.15%	0.19%	0.07%	0.32%	0.06%	0.82%	0.82%	1,121,430,688.57
32	04/30/2014	40.60%	69.55%	11.39	0.26%	0.70%	3.38%	1.46%	0.04%	1.05%	0.19%	0.01%	0.40%	0.02%	0.88%	0.88%	1,019,592,970.36
33	07/31/2014	36.93%	68.66%	11.73	0.26%	0.71%	3.88%	1.40%	0.10%	1.24%	0.01%	0.14%	0.41%	0.08%	1.01%	1.01%	927,346,380.18

Collection Period: 02/01/2023 to 04/30/2023

Determination Date: 04/12/2023

Delivery to Trustee: 05/10/2023

Trustee Confirmation: 05/15/2023

Payment Date: 05/26/2023

Early Redemption Date: 11/28/2011

All Amounts in Euro

Reference Pool Servicer: Deutsche Bank AG

Investor Notification

PB Domicile 2006-1

34	10/31/2014	33.81%	67.62%	12.07	0.26%	0.71%	4.25%	1.32%	0.07%	0.92%	0.11%	0.10%	0.48%	0.11%	1.01%	849,059,895.96
35	01/31/2015	31.14%	66.41%	12.44	0.26%	0.72%	4.81%	0.77%	0.02%	1.02%	0.18%	0.13%	0.51%	0.10%	1.17%	781,997,721.67
36	04/30/2015	28.43%	65.27%	12.79	0.26%	0.73%	5.18%	1.71%	0.10%	0.97%	0.13%	0.05%	0.39%	0.03%	1.26%	713,960,200.15
37	07/31/2015	26.71%	64.55%	13.12	0.27%	0.74%	5.40%	1.67%	0.07%	0.51%	0.27%	0.20%	0.23%	0.10%	1.08%	670,775,331.03
38	10/31/2015	25.38%	64.33%	13.42	0.27%	0.76%	5.61%	0.12%	0.00%	0.62%	0.09%	0.13%	0.15%	0.10%	0.97%	637,413,741.16
39	01/31/2016	24.11%	64.66%	13.70	0.27%	0.76%	5.59%	0.09%	0.00%	0.43%	0.17%	0.06%	0.05%	0.00%	0.85%	605,554,682.44
40	04/30/2016	23.35%	64.30%	13.94	0.27%	0.76%	5.72%	0.10%	0.00%	0.44%	0.24%	0.03%	0.18%	0.08%	0.69%	586,450,779.23
41	07/31/2016	22.64%	63.98%	14.16	0.27%	0.76%	5.82%	0.19%	0.00%	0.35%	0.25%	0.12%	0.03%	0.14%	0.72%	568,533,587.78
42	10/31/2016	21.88%	63.28%	14.40	0.27%	0.77%	5.78%	1.53%	0.04%	0.48%	0.31%	0.15%	0.06%	0.08%	0.62%	549,452,045.17
43	01/31/2017	21.16%	62.70%	14.64	0.28%	0.80%	5.83%	1.56%	0.09%	0.43%	0.09%	0.06%	0.01%	0.10%	0.68%	531,347,969.43
44	04/30/2017	20.70%	62.34%	14.88	0.28%	0.80%	5.84%	0.21%	0.03%	0.22%	0.09%	0.01%	0.11%	0.03%	0.49%	519,847,340.36
45	07/31/2017	20.09%	61.77%	15.12	0.28%	0.81%	5.86%	1.86%	0.06%	0.24%	0.11%	0.09%	0.10%	0.03%	0.49%	504,469,267.09
46	10/31/2017	19.51%	61.35%	15.35	0.28%	0.81%	5.83%	0.05%	0.01%	0.33%	0.04%	0.06%	0.05%	0.01%	0.43%	489,899,476.70
47	01/31/2018	18.87%	60.94%	15.55	0.28%	0.81%	5.88%	1.94%	0.03%	0.36%	0.23%	0.06%	0.05%	0.02%	0.44%	473,805,303.86
48	04/30/2018	18.16%	60.45%	15.76	0.28%	0.81%	5.94%	1.97%	0.11%	0.49%	0.22%	0.00%	0.08%	0.05%	0.31%	456,104,864.30
49	07/31/2018	17.49%	60.04%	15.98	0.28%	0.81%	5.95%	2.13%	0.13%	0.50%	0.16%	0.05%	0.13%	0.02%	0.32%	439,209,161.82
50	10/31/2018	16.81%	59.44%	16.15	0.28%	0.81%	5.96%	2.15%	0.03%	0.36%	0.15%	0.12%	0.06%	0.07%	0.33%	422,220,602.34
51	01/31/2019	16.10%	59.01%	16.36	0.28%	0.81%	6.06%	1.96%	0.03%	0.54%	0.08%	0.21%	0.09%	0.09%	0.29%	404,210,690.57
52	04/30/2019	15.47%	58.60%	16.58	0.28%	0.81%	6.27%	2.20%	0.05%	0.22%	0.24%	0.00%	0.09%	0.10%	0.53%	388,572,660.16
53	07/31/2019	14.86%	58.16%	16.81	0.28%	0.81%	6.48%	2.01%	0.05%	0.33%	0.17%	0.19%	0.06%	0.02%	0.48%	373,116,359.96
54	10/31/2019	14.34%	57.82%	17.04	0.28%	0.81%	6.66%	1.95%	0.13%	0.41%	0.02%	0.19%	0.16%	0.10%	0.44%	360,155,850.59
55	01/31/2020	13.79%	57.34%	17.26	0.28%	0.81%	6.61%	1.98%	0.11%	0.35%	0.12%	0.14%	0.04%	0.08%	0.45%	346,324,689.45
56	04/30/2020	13.38%	56.86%	17.49	0.28%	0.81%	6.86%	3.06%	0.04%	0.69%	0.15%	0.07%	0.17%	0.03%	0.59%	335,868,122.50
57	07/31/2020	12.93%	56.46%	17.72	0.28%	0.81%	7.06%	2.33%	0.10%	0.36%	0.14%	0.13%	0.28%	0.06%	0.60%	324,582,774.39
58	10/31/2020	12.47%	56.04%	17.95	0.29%	0.82%	7.10%	2.19%	0.04%	0.19%	0.20%	0.06%	0.06%	0.08%	0.45%	313,262,253.60
59	01/31/2021	12.06%	55.50%	18.18	0.27%	0.82%	7.18%	2.68%	0.08%	0.48%	0.09%	0.18%	0.00%	0.08%	0.39%	302,782,285.40
60	04/30/2021	11.61%	55.12%	18.42	0.28%	0.83%	7.12%	2.36%	0.01%	0.29%	0.23%	0.00%	0.14%	0.06%	0.39%	291,471,472.86
61	07/31/2021	11.22%	54.56%	18.66	0.28%	0.83%	7.10%	2.22%	0.05%	0.21%	0.26%	0.05%	0.19%	0.00%	0.35%	281,686,468.54
62	10/31/2021	10.80%	53.96%	18.87	0.28%	0.83%	7.21%	2.41%	0.09%	0.31%	0.10%	0.02%	0.07%	0.20%	0.22%	271,250,878.57
63	01/31/2022	10.42%	53.45%	19.11	0.28%	0.83%	7.32%	2.47%	0.02%	0.56%	0.05%	0.00%	0.05%	0.00%	0.49%	261,617,019.95
64	04/30/2022	10.00%	53.15%	19.35	0.28%	0.83%	7.50%	2.39%	0.05%	0.32%	0.21%	0.00%	0.14%	0.05%	0.59%	251,019,968.48
65	07/31/2022	9.63%	52.68%	19.57	0.28%	0.83%	7.74%	2.28%	0.03%	0.41%	0.20%	0.21%	0.05%	0.05%	0.74%	241,779,716.81
66	10/31/2022	9.24%	52.15%	19.82	0.28%	0.83%	7.69%	2.91%	0.00%	0.55%	0.04%	0.19%	0.04%	0.08%	0.57%	231,944,793.93
67	01/31/2023	8.80%	51.68%	20.05	0.28%	0.83%	7.71%	2.35%	0.02%	0.48%	0.27%	0.03%	0.19%	0.00%	0.41%	220,964,327.99
68	04/30/2023	8.34%	50.97%	20.27	0.28%	0.83%	8.02%	2.21%	0.09%	0.50%	0.04%	0.09%	0.17%	0.12%	0.24%	209,445,469.71
69	07/31/2023															

*: The value in this field is not zero, but rounded below 0.00%.

-The figures of Principal Outstanding of Delinquent Reference Claims of periods 14 and 15 are biased downwards due to the applied erroneous routine for the correction of technical delinquencies.-

Collection Period: 02/01/2023 to 04/30/2023

All Amounts in Euro

Determination Date: 04/12/2023

Delivery to Trustee: 05/10/2023

Reference Pool Servicer: Deutsche Bank AG

Trustee Confirmation: 05/15/2023

Payment Date: 05/26/2023

Early Redemption Date: 11/28/2011