

Deutsche Bank



# Deutsche Bank Mortgage Pfandbrief Cover Pool Update – 2Q 2024

Treasury

# DB Mortgage Pfandbrief Cover Pool - Overview

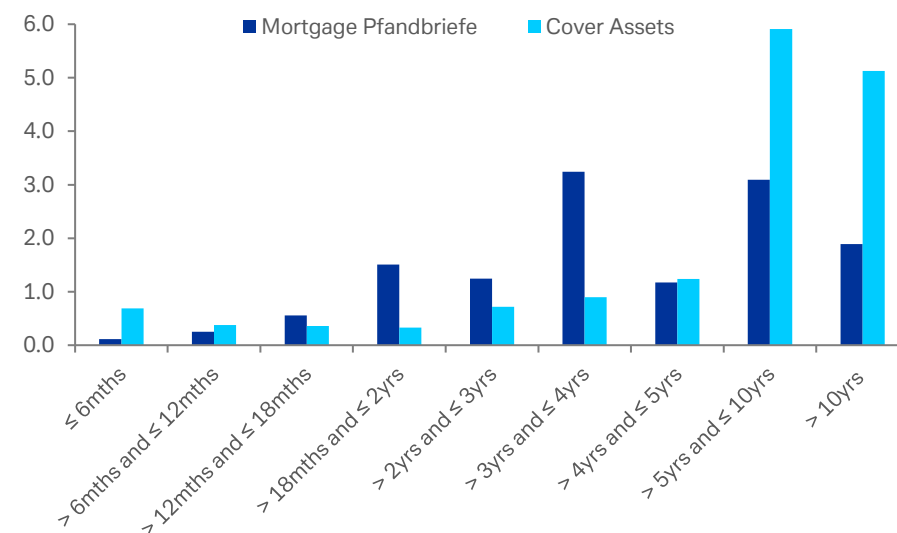


## Mortgage Cover Pool – Key figures

Cover Pool	4Q 2022	4Q 2023	2Q 2024
Pfandbrief Outstanding	EUR 13.0 bn	EUR 13.7 bn	EUR 13.1 bn
Cover Pool Outstanding	EUR 16.2 bn	EUR 16.4 bn	EUR 15.7 bn
OC (as % of Outstanding Bonds)	24.20%	19.64%	19.64%
Liquid OC	EUR 663 mn	EUR 1.1 bn	EUR 633 mn
Number of loans	144,087	137,707	134,253
Volume weighted average in years of the maturity that has passed since the loan was granted	5.4	5.6	5.8
Total pool weighted avg. Loan-to-Value (LTV) ratio	53.84%	53.96%	53.98%
Payments >= 90 days overdue	0%	0%	0%
Euro denominated loans	100%	100%	100%
Euro denominated Pfandbriefe	100%	100%	100%
Property Country	100% Germany	100% Germany	100% Germany
<b>Rating</b>			
Moody's	Aaa	Aaa	Aaa

## Maturity Profile (as of 30<sup>th</sup> June 2024)

In EUR bn



Note: Figures may not add up due to rounding differences

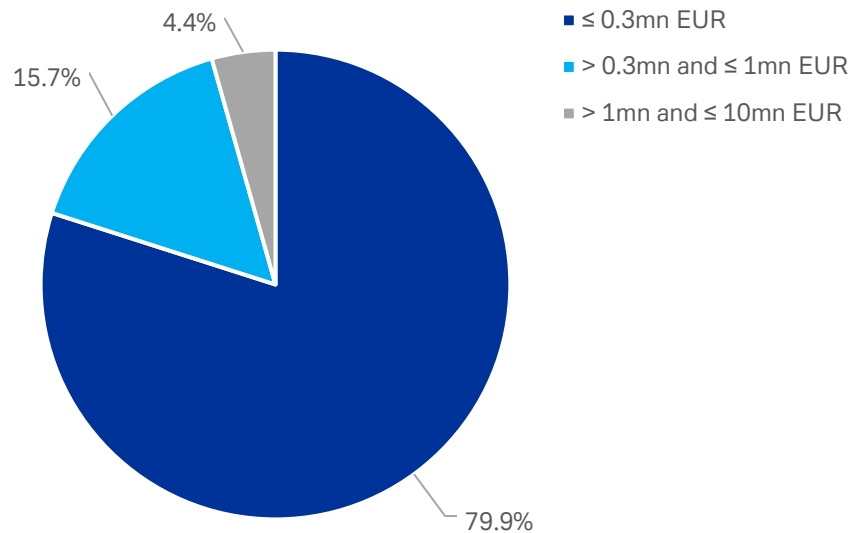
# DB Mortgage Pfandbrief Cover Pool (as of 30<sup>th</sup> June 2024)

## Loan Size and Type of Use



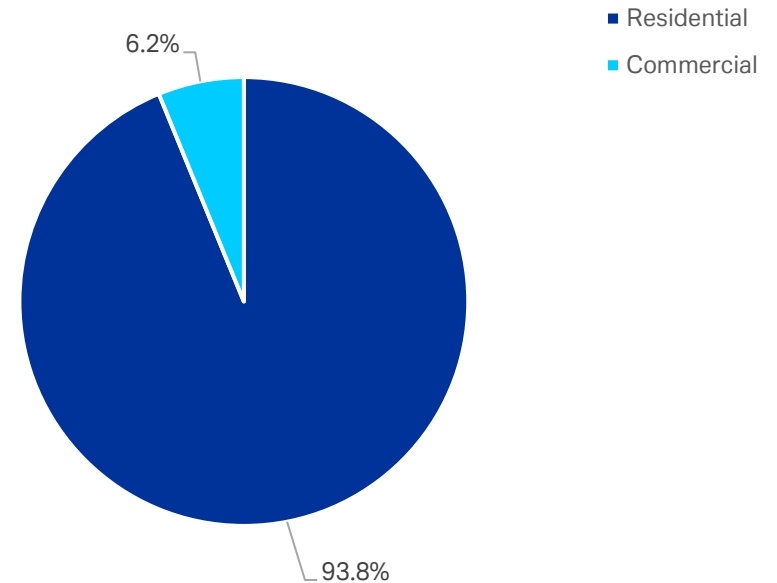
### Mortgage Loans – Size by Nominal Value

In %



### Mortgage Loans by type of use

In %



Note: Figures may not add up due to rounding differences

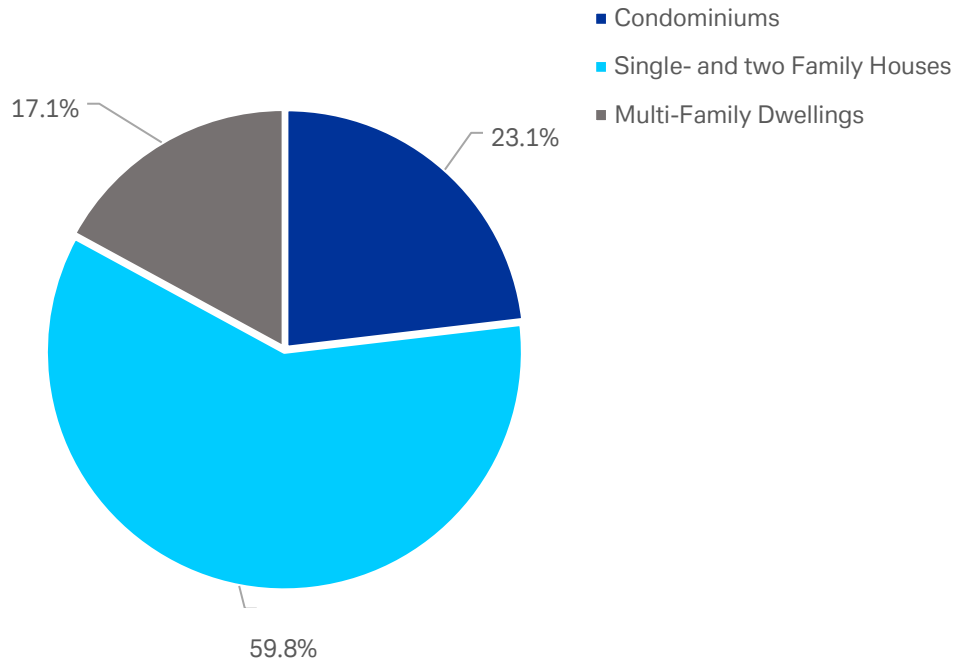
# DB Mortgage Pfandbrief Cover Pool (as of 30<sup>th</sup> June 2024)

## Mortgage Loans by Property Type



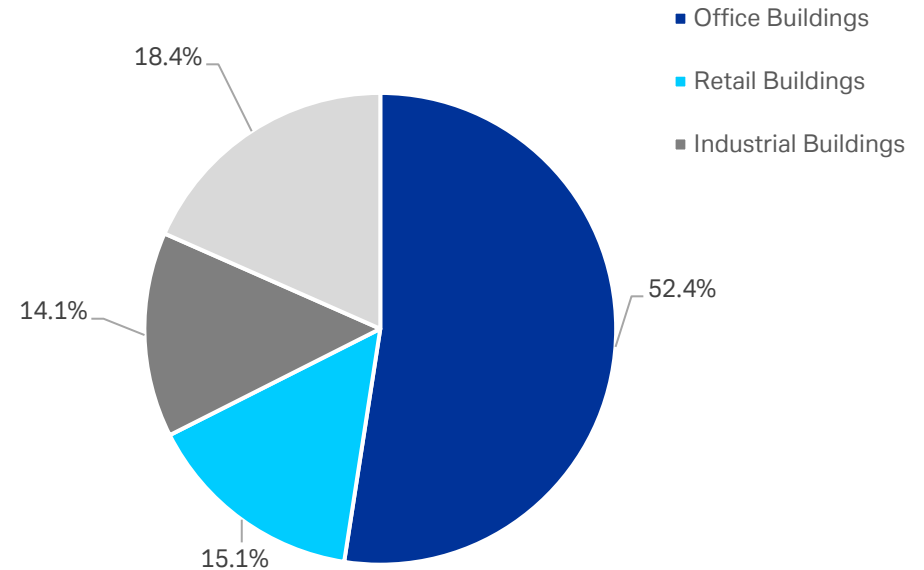
### Mortgage Loans by Property Type (Residential)

In %



### Mortgage Loans by Property Type (Commercial)

In %



Note: Figures may not add up due to rounding differences

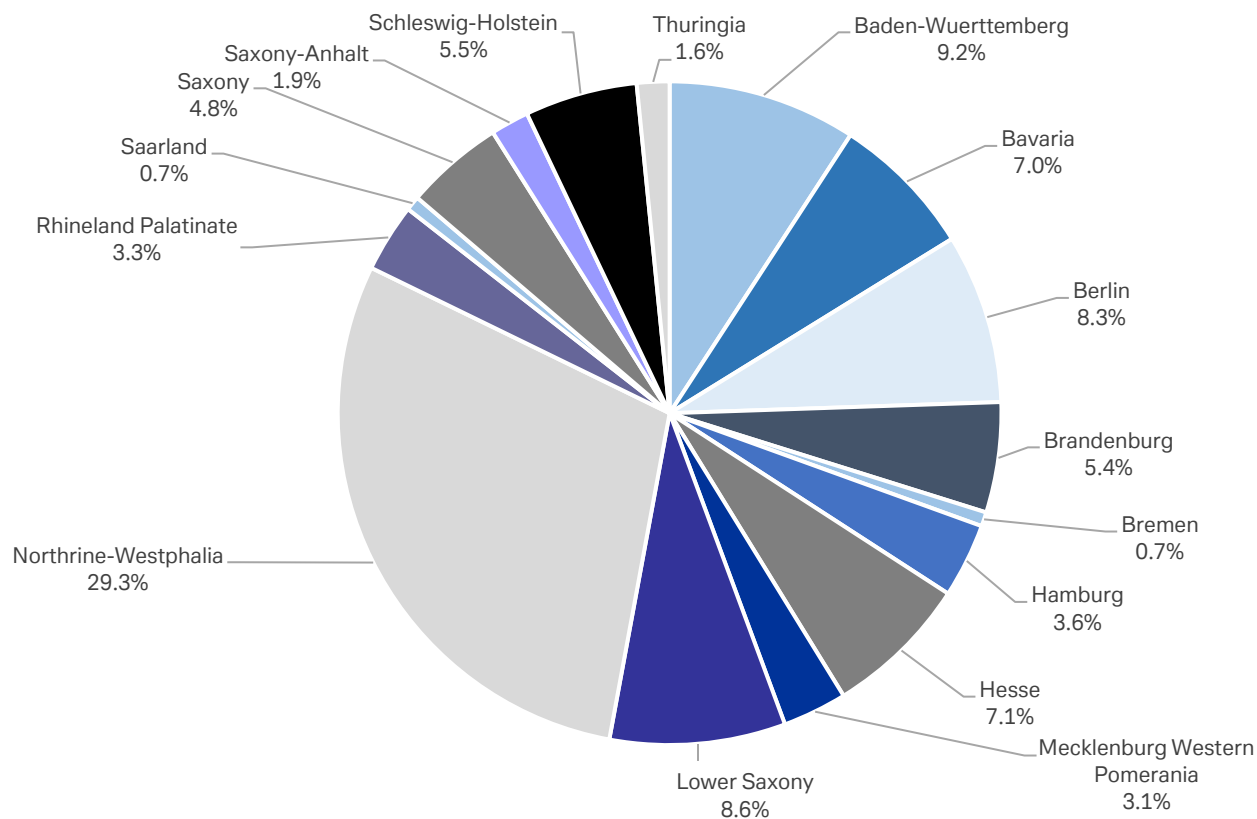
# DB Mortgage Pfandbrief Cover Pool (as of 30<sup>th</sup> June 2024)

Focus on German prime residential mortgages



## Mortgage Loans – Regional distribution

In %



Note: Figures may not add up due to rounding differences