

Deutsche Bank



Deutsche Bank Mortgage Pfandbrief Cover Pool Update – 4Q 2023

Treasury

DB Mortgage Pfandbrief Cover Pool - Overview

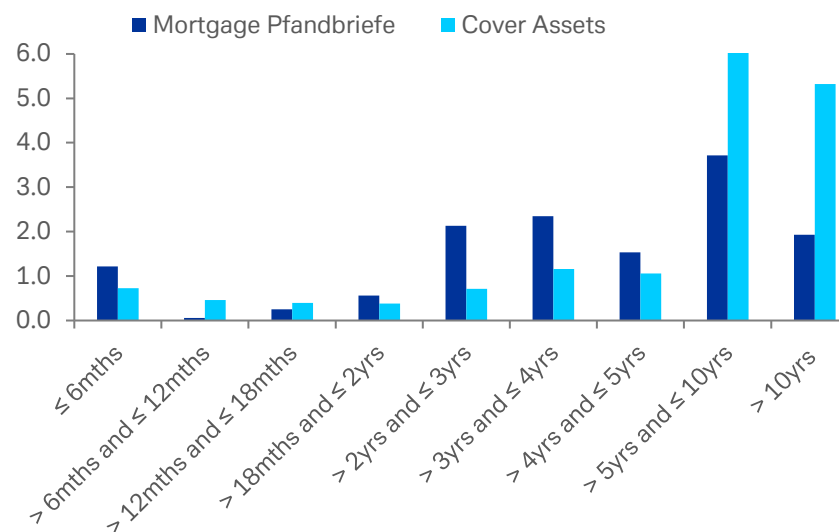


Mortgage Cover Pool – Key figures

Cover Pool	4Q 2021	4Q 2022	4Q 2023
Pfandbrief Outstanding	EUR 13.1 bn	EUR 13.0 bn	EUR 13.7 bn
Cover Pool Outstanding	EUR 15.7 bn	EUR 16.2 bn	EUR 16.4 bn
OC (as % of Outstanding Bonds)	19.81%	24.20%	19.64%
Liquid OC	EUR 598 mn	EUR 663 mn	EUR 1.1 bn
Number of loans	144,859	144,087	137,707
Volume weighted average in years of the maturity that has passed since the loan was granted	5.38	5.4	5.6
Total pool weighted avg. Loan-to-Value (LTV) ratio	53.64%	53.84%	53.96%
Payments >= 90 days overdue	0%	0%	0%
Euro denominated loans	100%	100%	100%
Euro denominated Pfandbriefe	100%	100%	100%
Property Country	100% Germany	100% Germany	100% Germany
Rating			
Moody's	Aaa	Aaa	Aaa

Maturity Profile (as of 31st Dec 2023)

In EUR bn



Note: Figures may not add up due to rounding differences

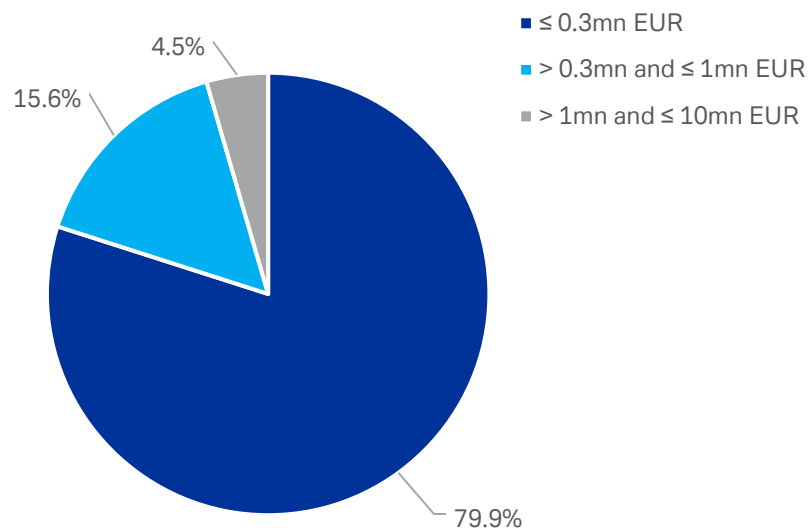
DB Mortgage Pfandbrief Cover Pool (as of 31st Dec 2023)

Loan Size and Type of Use



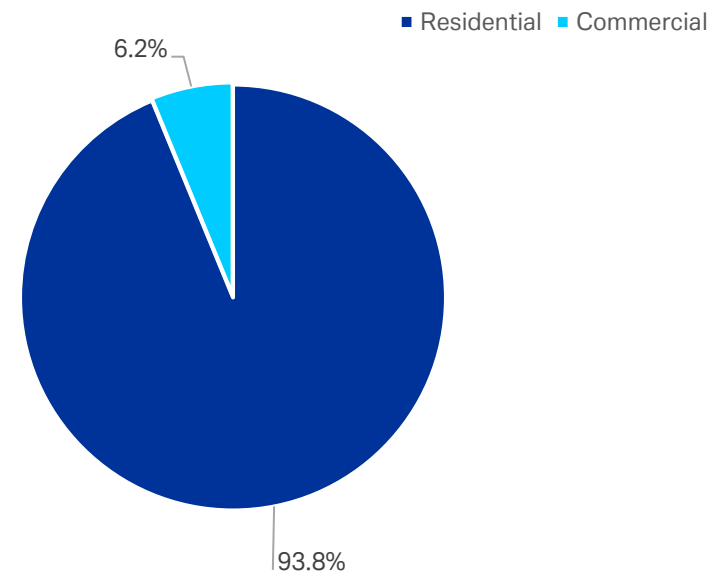
Mortgage Loans – Size by Nominal Value

In %



Mortgage Loans by type of use

In %



Note: Figures may not add up due to rounding differences

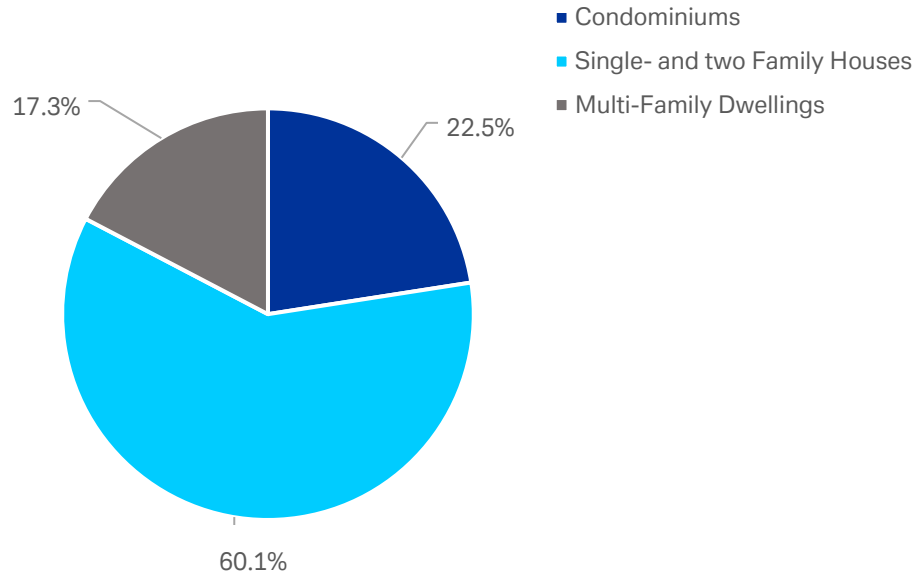
DB Mortgage Pfandbrief Cover Pool (as of 31st Dec 2023)

Mortgage Loans by Property Type



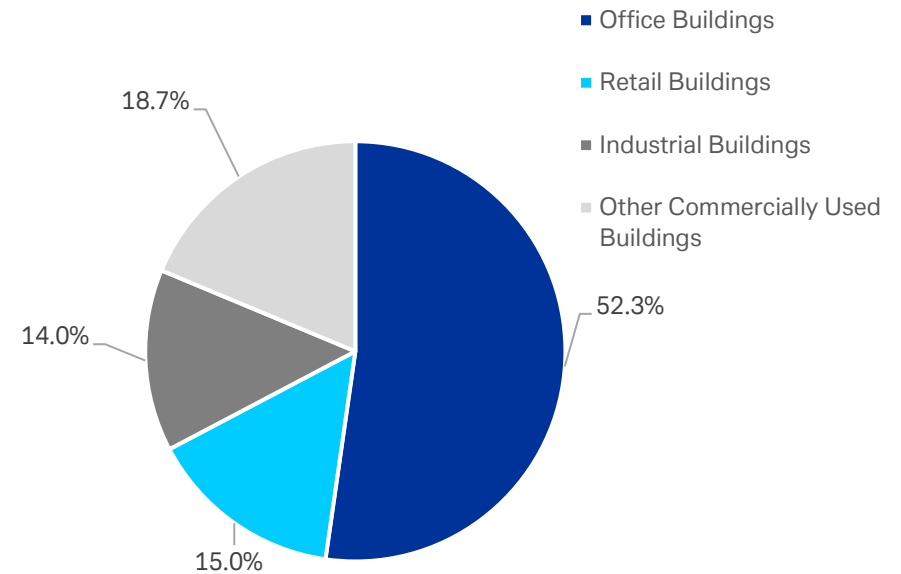
Mortgage Loans by Property Type (Residential)

In %



Mortgage Loans by Property Type (Commercial)

In %



Note: Figures may not add up due to rounding differences

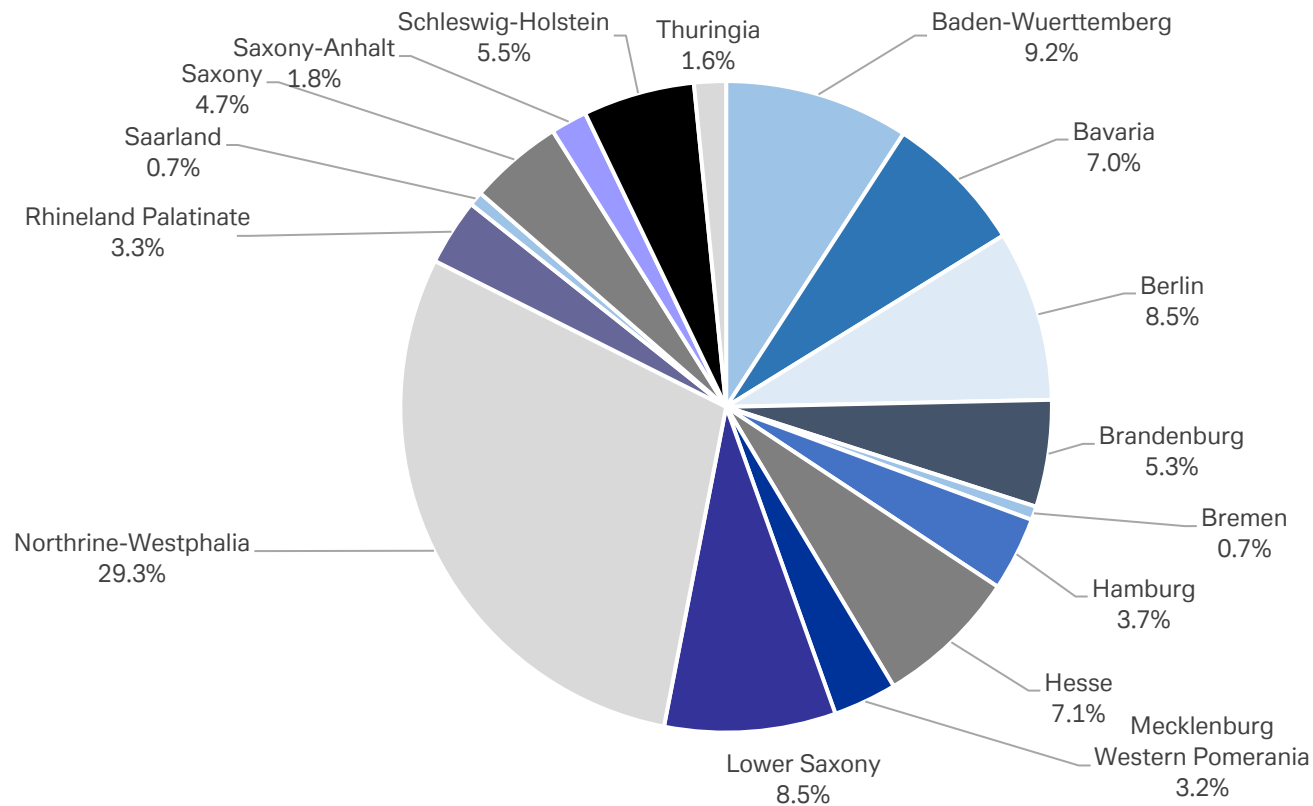
DB Mortgage Pfandbrief Cover Pool (as of 31st Dec 2023)

Focus on German prime residential mortgages



Mortgage Loans – Regional distribution

In %



Note: Figures may not add up due to rounding differences